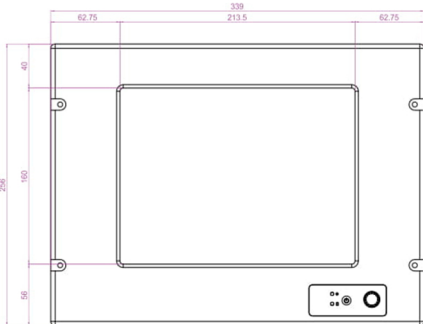
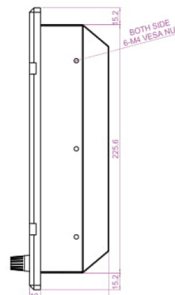


- 1.RS232
- 2.9-36V DC Terminal Block
- 3.RJ45
- 4.VGA
- 5.USB2.0
- 6.RS232/422/485
- 7.GND

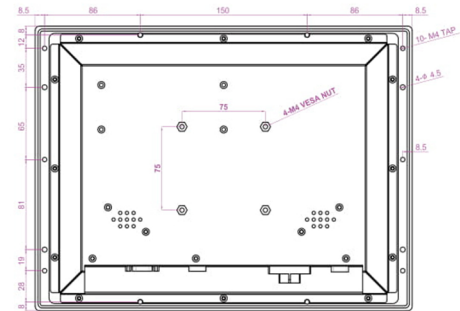
### Modularized Construction



FRONT VIEW



SIDE VIEW



BACK VIEW

\* Note: this is a simplified drawing and some components are not marked in detail. Please contact our sales representative if you need further product information.

### TFT Characteristics :

Pixel Number	: 800 x 600
Pixel Pitch(R&B)	: 0.264 (H) x 0.264 (V) mm
Contrast Ratio	: 500:1(typ.)
Panel Brightness	: 400cd/m2 (typ.)
Viewable Angle	: -80 ~ 80(H) ; -60~80(V)
Active Display Area	: 211.2 (H) x 158.4 (V) mm
Max Colors	: 16.2 (M) / 8 bit / colors

### Mechanical and Environmental

Mechanical Mounting	: Panel (Flush) mount with IP66 , VESA, Bracket mounting
Operating Temperature	: -15 to 55 deg.
Operating Humidity	: 5% to 95%(non condensing)
Anti-Vibration	: 5Hz~500Hz / 1Grms / 3 Axis
Anti-Shock	: 15G,11ms duration
*SAW touch for IP54	

### SBC Specifications :

Processor	: Intel® Atom Dual Core N2600 1.6GHz
BIOS	: AMI 4Mbit Flash
System Chipset	: Intel® NM10 express chipset
Memory Slot	: 1 x DDR3 800/1066MHz SODIMM,(Max 4GB)
Graphic Chipset	: Intel® Graphic Accelerator 3650
Storage	: 1 x SATA2, 1 x Mini PCIe slot (mSATA SSD)
Ethernet	: 2x RJ-45(1000 Gigabit Ethernet Compatible)
VGA	: 1x VGA Connector
Audio	: Realtek ALC886 HD Audio Codec
USB Ports	: 6 x USB 2.0 (4 x USB by pin-header)
Serial Ports	: 4 x RS232, 1 x RS232/422/485
DVI	: 1 x DVI by 2x10 DB-13 wafer connector

### Input / Output Connectors

Ethernet LAN	: 2 x RJ45-10/100/1000 Mbps
COM	: 2 x RS232, 1 x RS232/422/485
USB	: 2 x USB Type-A receptable
VGA	: 1 x VGA 15P DSUB (female)
DC Power	: 1 x DC Terminal block
*Not support Pull and Plug	

### Available Options

Touch Screen Options	: SAW, 5 Wire Resistive
AR Safety Glass Options	: 3mm Anti-reflective protection glass
Bracket Stand options	: Yes(One robust bracket can adjust from -10 to 30 deg.)
Secondary SSD	: up to 256 GB mSATA SSD

### Power Specifications :

Power Supply Options	: 9 to 36 V DC power supply with Terminal block (Default)
Power Consumption	: 35 W typical, normal operation

### Certification and Approvals

- CE, FCC, DNV2.4



Note: All Specifications are subject to change without prior notice!

Revised Date: 18-Nov-2019 V1.2